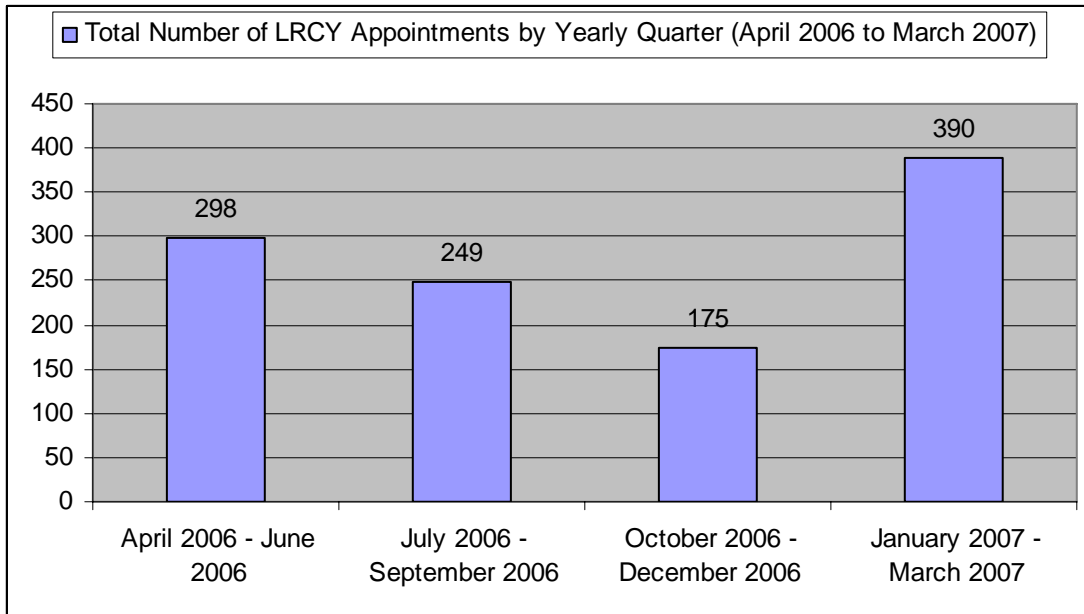
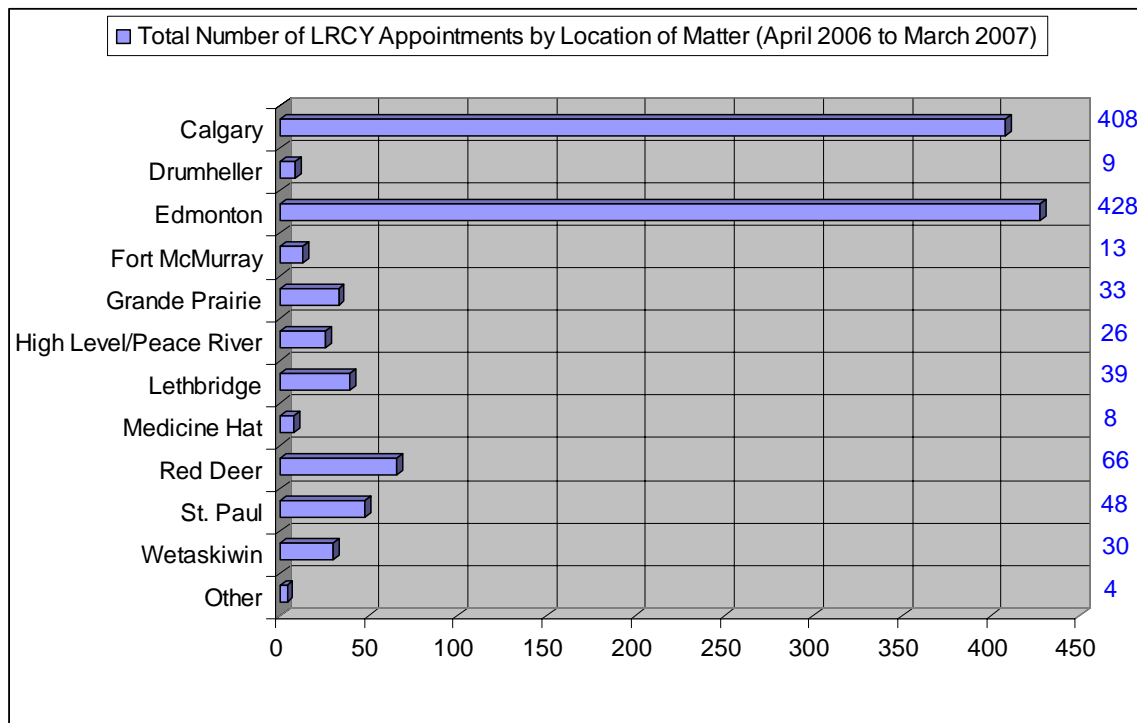


LRCY Statistics (April 2006 – March 2007)



Yearly Total: 1,112



Yearly Total: 1,112

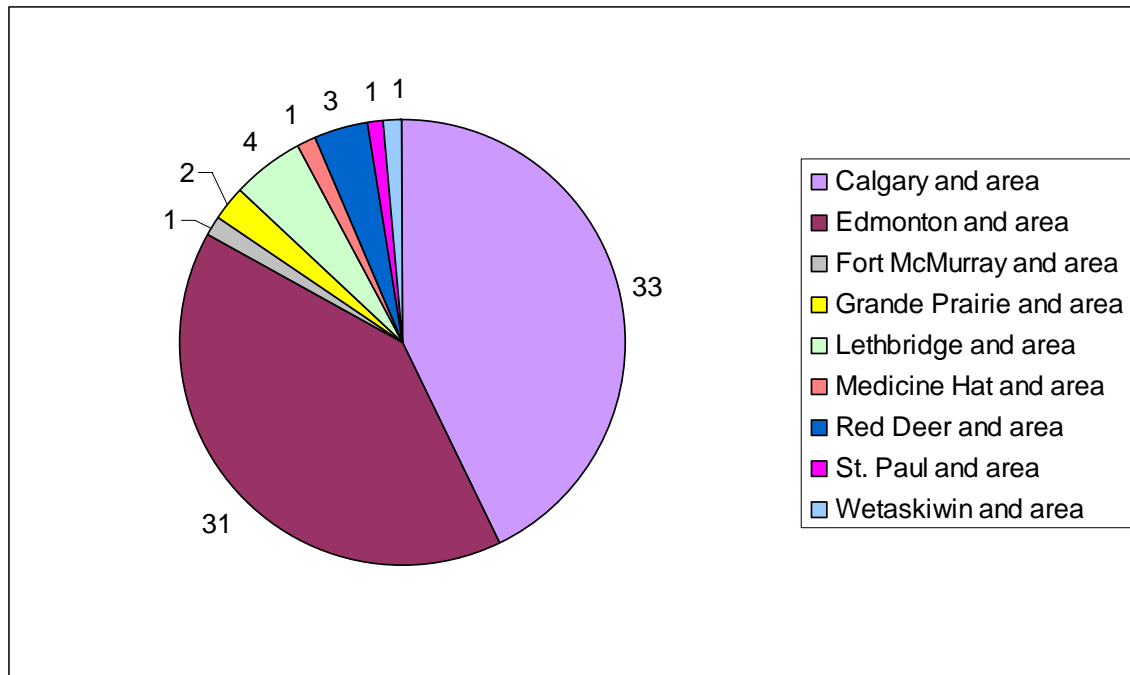
(Other includes unknown or not determined at the time of intake)

Total Number of Appointments by LRCY Jurisdiction (April 1, 2006 to March 31, 2007)

Location of Legal Proceeding	Number of General Roster Appointments	Number of Special S.S. and PCHIP Retainer Appointments	Number of Youth's Choice of Counsel Appointments – Roster Lawyer Chosen	Number of Choice of Counsel Appointments – Non-Roster Lawyer Chosen	Other Appointments (e.g. Lawyer appointed because they previously represented child/youth)	Total Numbers of Appointments
Calgary	184	152	12	19	41	408
Drumheller	8	0	1	0	0	9
Edmonton	157	202	38	0	29	426
Fort McMurray	12	0	0	0	1	13
Grande Prairie	30	0	2	1	3	36
Peace River	24	0	0	0	2	26
Lethbridge	32	0	2	5	2	41
Medicine Hat	5	0	0	1	1	7
Red Deer	52	0	4	0	9	65
St. Paul	38	0	7	2	2	49
Wetaskiwin	25	0	2	1	3	31
Unknown	0	1	0	0	0	1
Total	567	355	68	29	93	1,112

This chart provides information about the number and category of LRCY legal representation appointments made to roster and non-roster lawyers.

Number of Lawyers on the LRCY Roster as of March 31, 2007

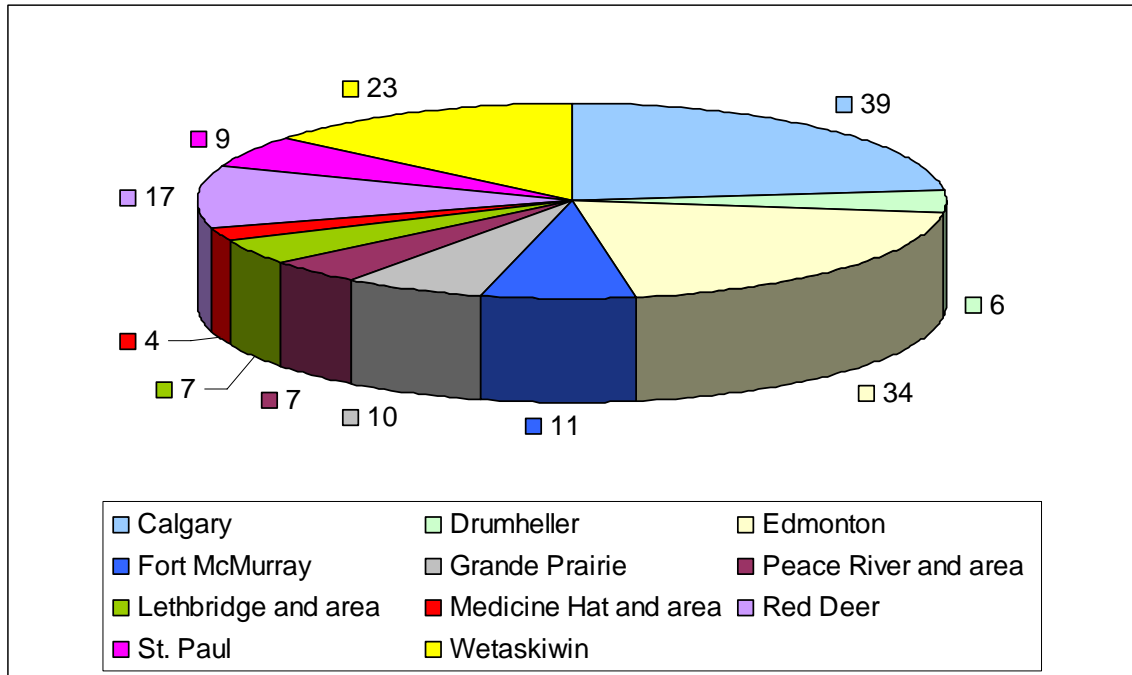


This chart represents the number of lawyers who have membership on the LRCY Roster and who have indicated a willingness to accept offers in one or more areas. This information is not static due to the activity of lawyers coming off and on the roster.

From April 1, 2006 to March 31, 2007, 88 lawyers at some point in time were on the roster.

Approximately 58 lawyers were active on the roster for at least 11 months of the year. The average number of offers made to these lawyers was 31. Some of these lawyers received a higher number of offers because they indicated a willingness to accept offers for many communities. The average number of offers that were declined or there was no response from these lawyers was 23 or 76% of the total offers made to them. Typically, LRCY made on average approximately 3 offers before a lawyer accepted an appointment.

Availability of Lawyers to Accept Offers (March 31, 2007)



This information represents a snapshot of the availability of roster lawyers to accept offers based on the location of the legal proceeding. Lawyers can agree to accept offers from one or more jurisdictions, and therefore may not be located in the community in which they serve. This information is not static due to the activity of lawyers coming off and on the roster or lawyers changing their areas of coverage.